

**Marathwada Shikshan Prasarak Mandal's
Deogiri College, Aurangabad**

INTERNAL QUALITY ASSURANCE CELL

Academic Year 2020-21



**Analysis of Student Satisfaction Survey Feedback on
Overall Teaching-Learning Process**




**PRINCIPAL
Deogiri College
Aurangabad.**

Contents	Sr. No.
The context	1
Observations	2
Detailed feedback analysis	3
Positive comments from the students	4
Suggestions received from the students	5
Action taken	6

- **The context**

The Internal Quality Assurance Cell, Deogiri College conducted a survey on the students' feedback on the overall Teaching-Learning Process during the academic year 2020-21. A questionnaire comprising of twenty multiple choice questions was circulated among the students and 1555 responses were recorded. The recorded responses were analyzed and necessary actions were taken.

- **Observations**

Analysis of students feedback on teaching learning process received from the 1555 students was analyzed which revealed the following notable observations.

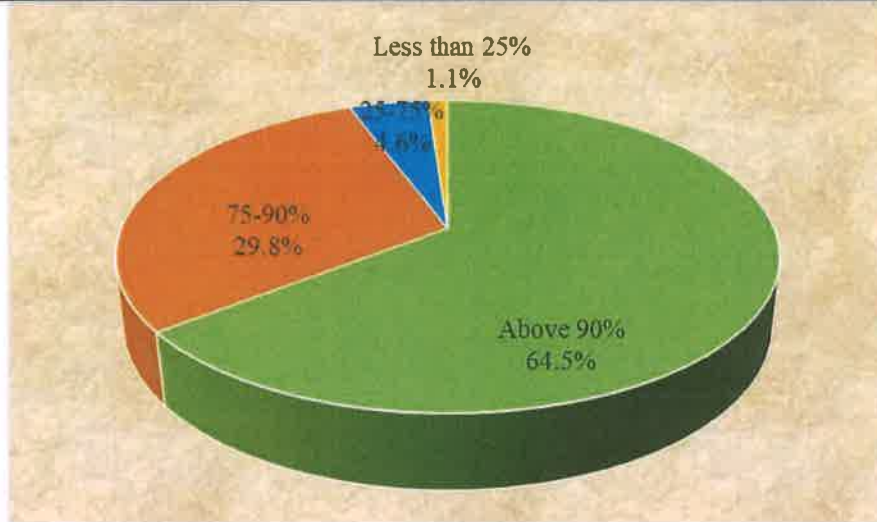
1. Approximately 65% of the respondents agree with more than 90% of the syllabus covered by the faculty and around 30% of the respondents agree with the syllabus covered more than 75 to 90%. Thus teachers covered almost all the syllabus.
2. Around 90% of the respondents rated the teacher's preparation prior to classes as excellent or good.
3. The teacher-student interaction is effective in the institute.
4. Approximately 50% of the respondents rated the teachers approach towards teaching as excellent and around 30% responded the teachers approach as the best.
5. On an average more than 5 quizzes were organized by the teachers for their respective classes which were helpful to the students for the preparation of their university examinations.
6. Around 90% of the respondents were quite satisfied with the transparency in the internal evaluation by the teachers.
7. Approximately 90% of the respondents were satisfied with the discussion of their performance in the internal and university examinations.
8. Around 90% of the respondents rated the institutional motivation by teachers and the college as always or often. It reflects the institutional efforts for the better future of the students.

9. Around 85% of the respondents rated the problem solving approach by the mentors and institutional efforts as excellent or good.
10. Approximately 90% of the students agree well with the opportunities provided the college and teachers for their overall educational growth.
11. Around 90% of the students were quite satisfied with the attempts made by the institute to understand student abilities, competencies, issues and overcoming their difficulties.
12. Teachers are engaged in the taking regular follow ups of the student's activities.
13. Teachers explain the concepts in their respective subjects very well.
14. Teachers try to identify the positive qualities and difficulties faced by students and help the students to overcome them.
15. The teacher and the institute are involved in the enhancement of quality of teaching and learning process.
16. Teachers use various types of student centric teaching methods such participative, experiential and evidence based methods while teaching in their respective classes.
17. Teachers always encourage the students for participation in curricular and extracurricular various activities.
18. Teachers make efforts for improving the student qualities and make them to face the challenges of the outer world.
19. Teachers share the study materials regularly to the students.
20. The institute makes efforts for improving the teaching-learning process and making it student friendly.

- **Detailed feedback analysis**

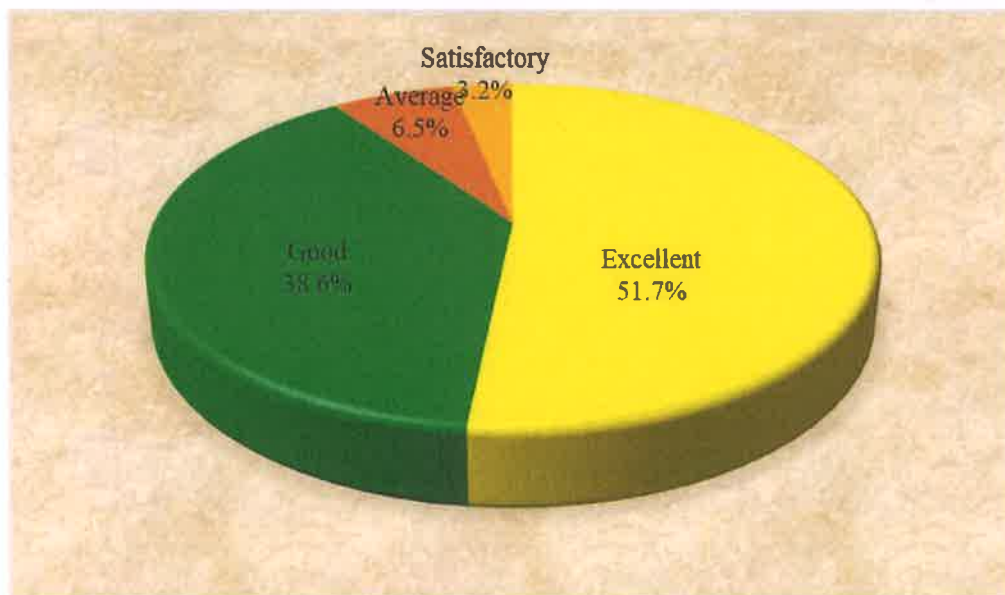
1. How much of your syllabus was covered by your teachers?

% of Syllabus covered by teachers	% Opinion
Above 90%	64.5%
75-90%	29.8%
25-75%	4.6%
Less than 25%	1.1%



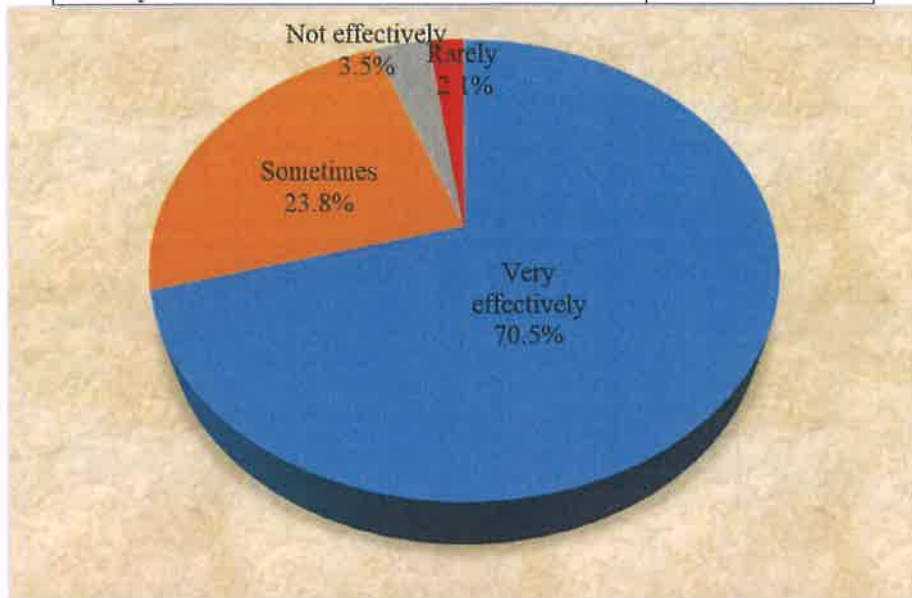
2. How do you describe the teachers' preparation for your classes?

Description of teachers preparation prior to classes	% Opinion
Excellent	51.7%
Good	38.6%
Average	6.5%
Satisfactory	3.2%



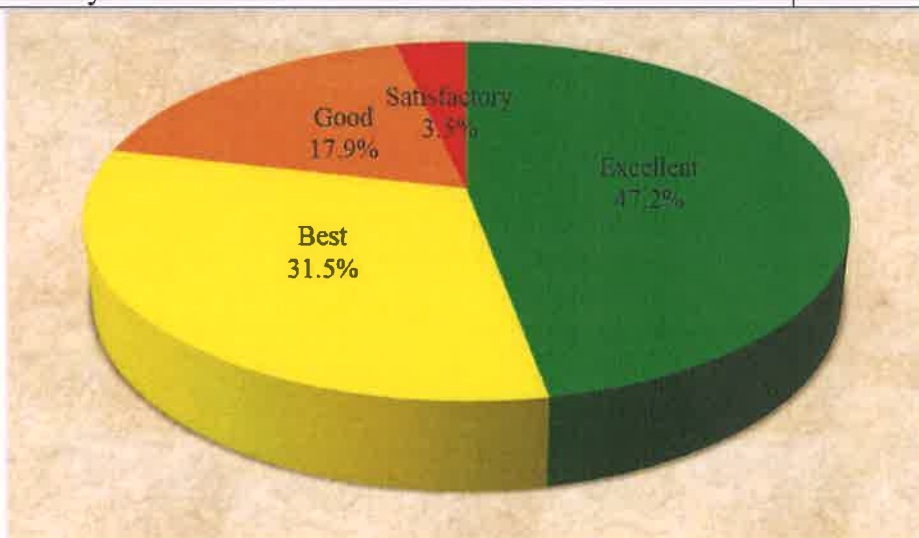
3. How do your teachers communicate/interact with you?

Teachers communication with teachers	% Opinion
Very effectively	70.5%
Sometimes	23.8%
Not effectively	3.5%
Rarely	2.1%



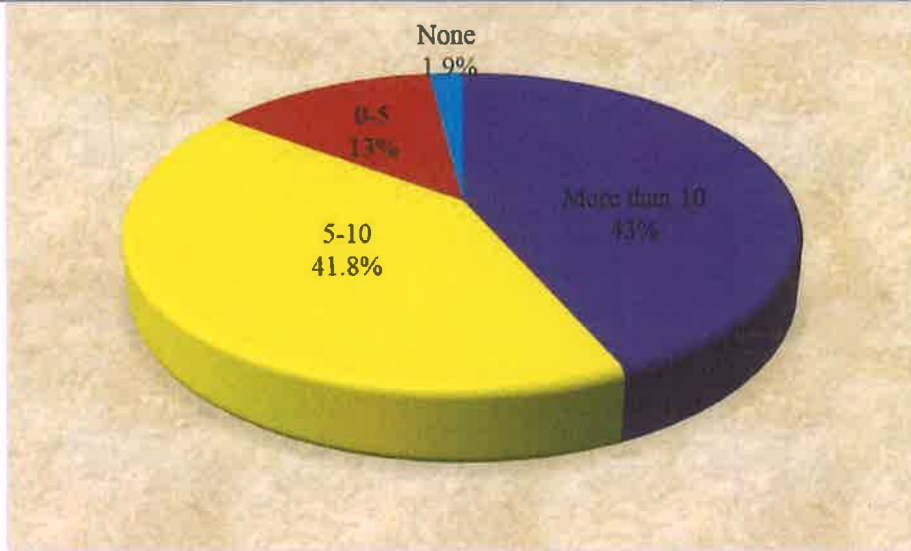
4. How do you describe the teachers' approach?

Description of teachers approach towards teaching	% Opinion
Excellent	47.2%
Best	31.5%
Good	17.9%
Satisfactory	3.5%



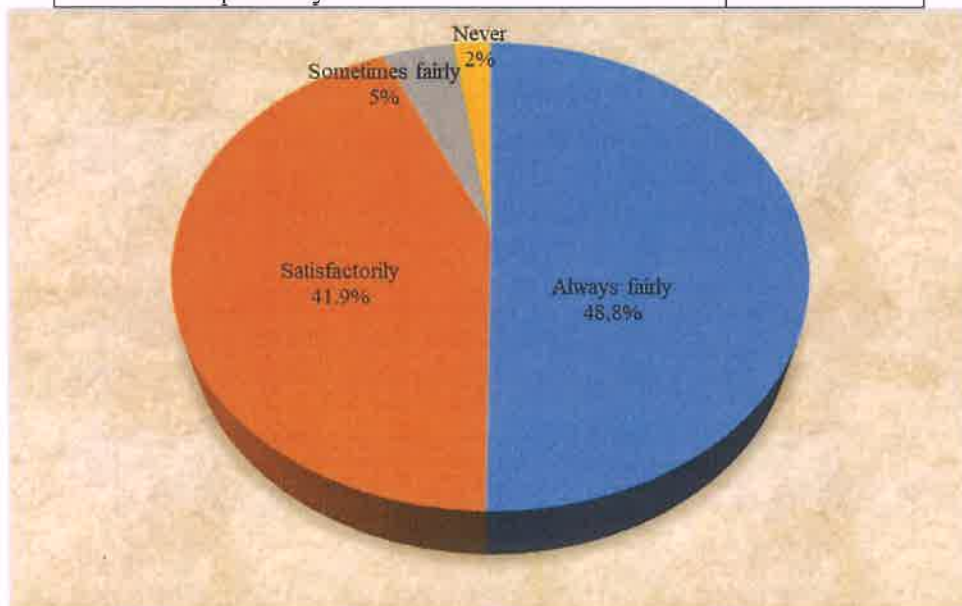
5. On an average, how many quizzes / tests were arranged by your teachers?

Average number of quizzes conducted by teachers	% Opinion
More than 10	43.4%
5-10	41.8%
0-5	12.9%
None	1.9%



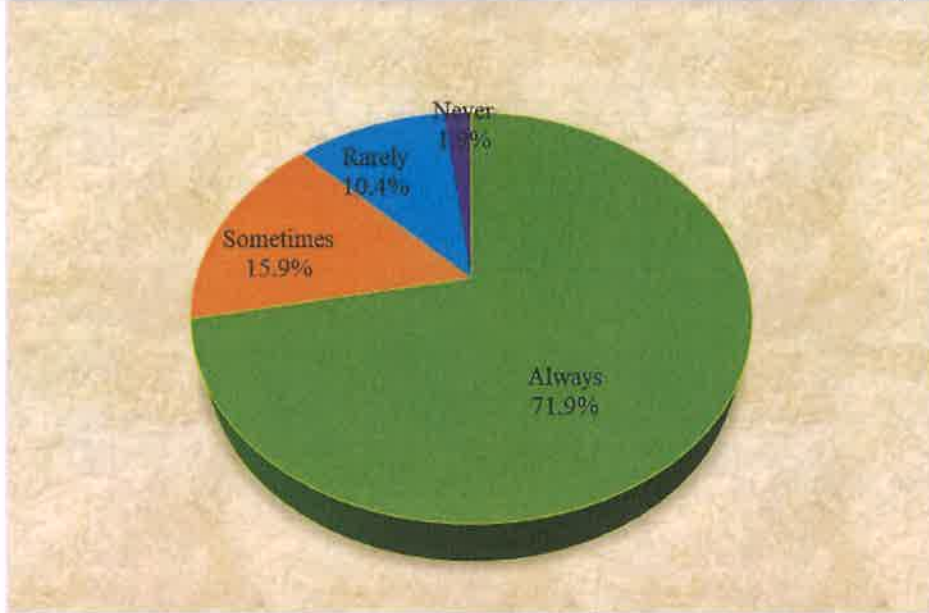
6. How do you describe the transparency in the internal evaluation (only college level and not the university) by your teachers?

Transparency in internal evaluation	% Opinion
Always fairly	48.8%
Satisfactorily	41.9%
Sometimes fairly	4.3%
Never transparently	2.1%



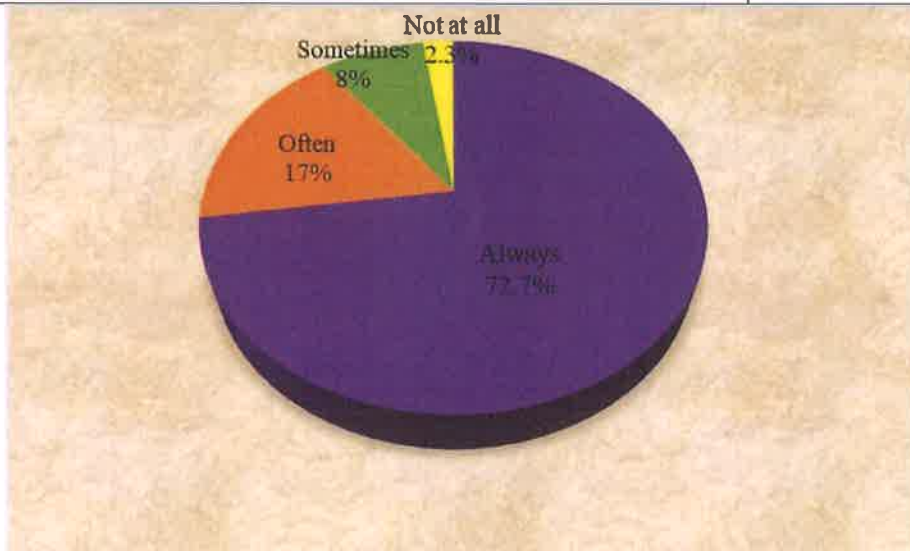
7. How do you rate your performance discussed by your teachers in college / university exams?

Rating for discussion on performance in college / university exams	% Opinion
Always	71.9%
Sometimes	15.9%
Rarely	10.4%
Never	1.9%



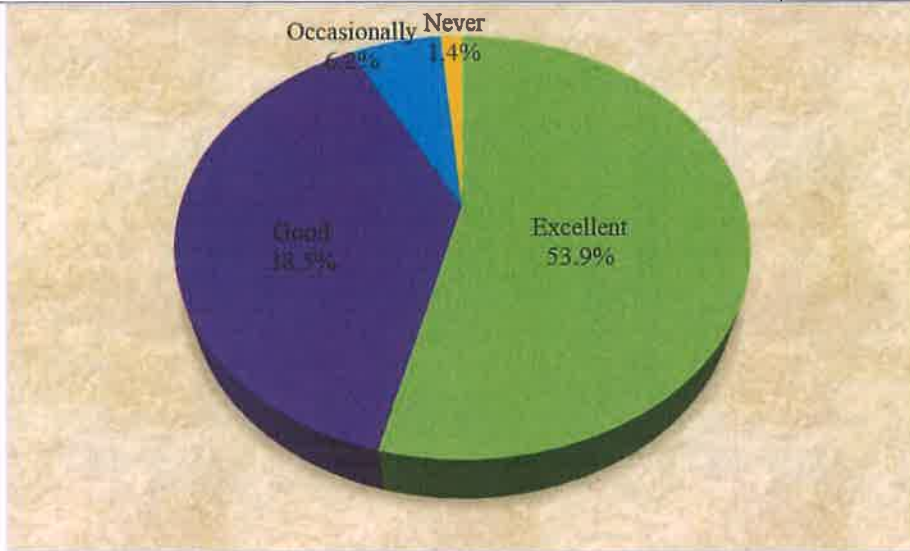
8. How do your teachers motivate you for participation in curricular activities?

Motivation by teachers	% Opinion
Always	72.7%
Often	17%
Sometimes	8%
Not at all	2.3%



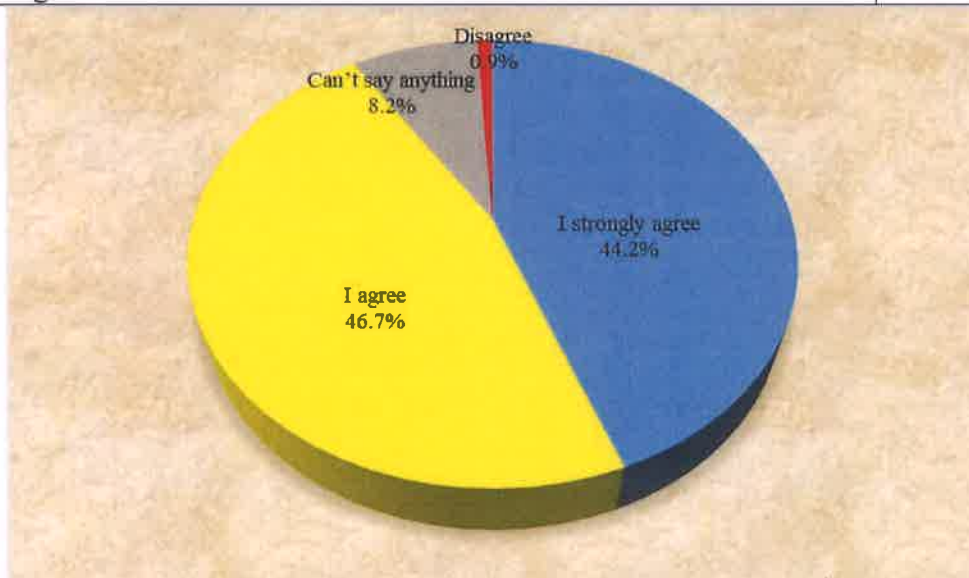
9. How do your mentor (teacher) try to understand your problems and help you for your overall development?

Understanding of student problems by mentors	% Opinion
Excellent	53.9%
Good	38.5%
Occasionally	6.2%
Never	1.4%



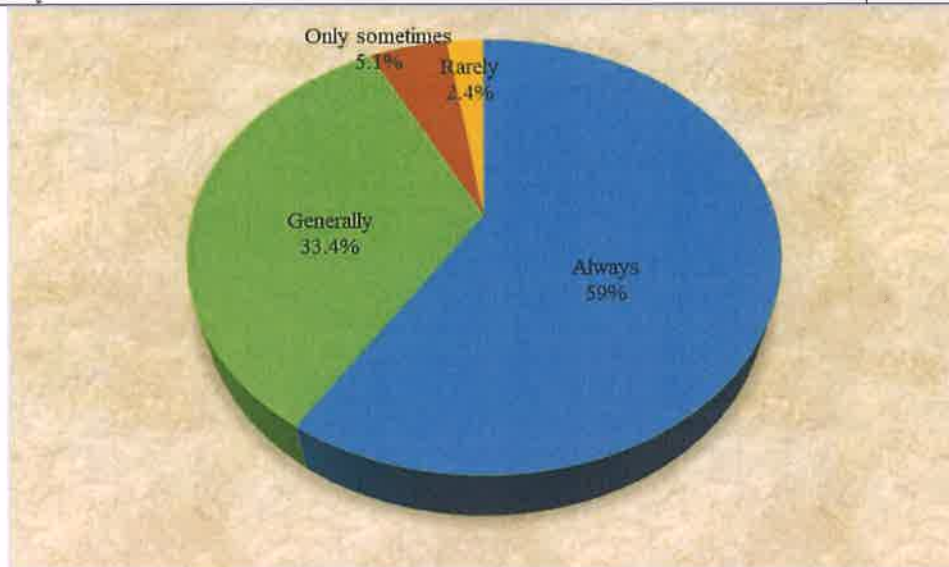
10. How do you rate the level of you agreement about the opportunities provided by your college and teachers for your overall educational growth?

Agreement with opportunities provided by college and teachers for overall educational growth of students	% Opinion
I strongly agree	44.2%
I agree	46.7%
Can't say anything	8.2%
Disagree	0.9%



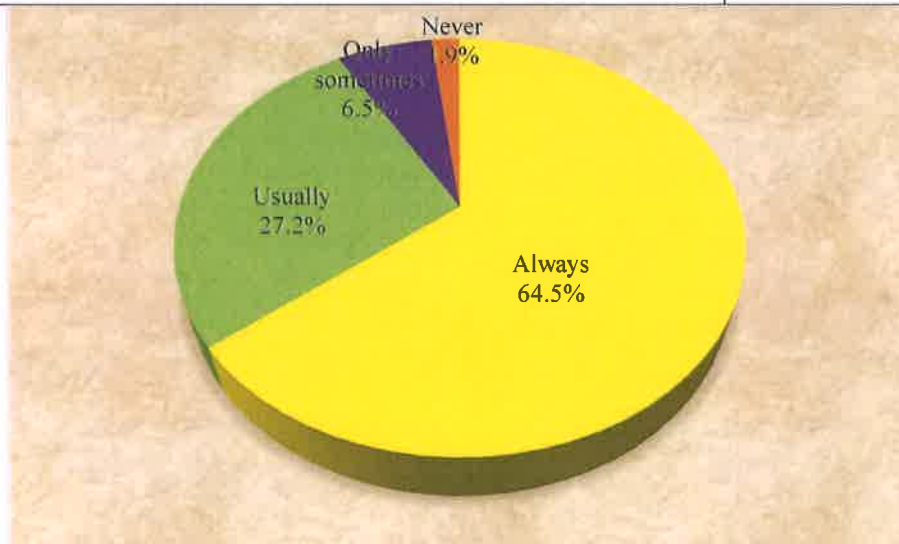
11. How do your teachers understand your qualities (competencies), difficulties and help to overcome them?

Understanding of student qualities and difficulties by teachers	% Opinion
Always	59%
Generally	33.4%
Only sometimes	5.1%
Rarely	2.4%



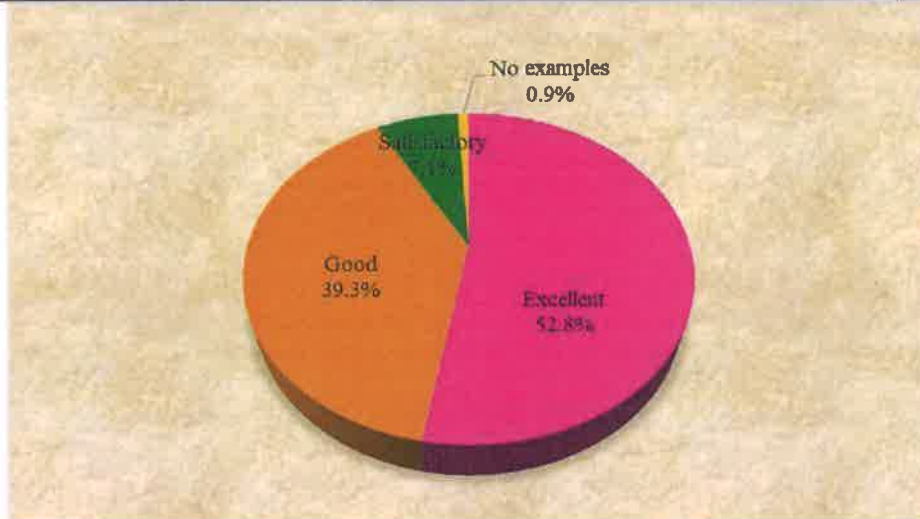
12. How does your mentor teacher take your regular follow up of your regular activities?

Mentee follow up by mentors	% Opinion
Always	64.5%
Usually	27.2%
Only sometimes	6.5%
Never	1.9%



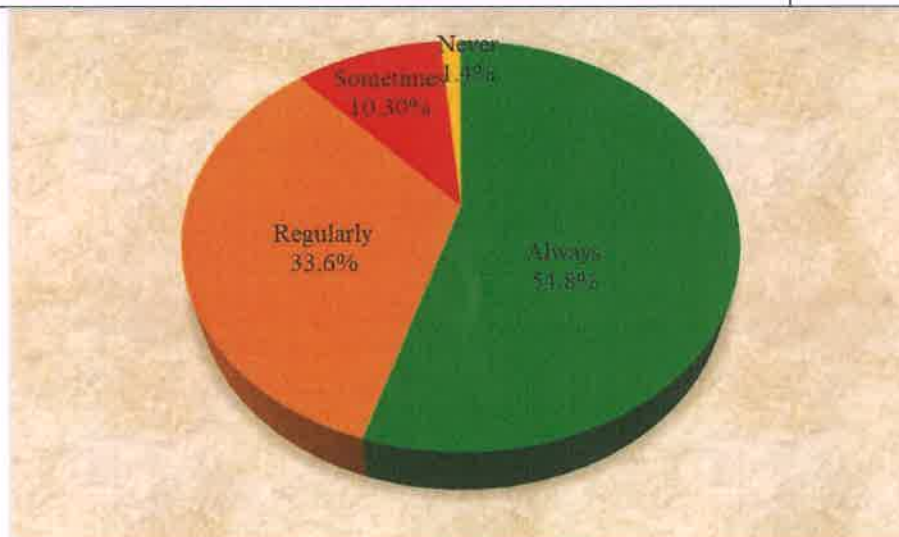
13. How do you describe your teacher's help conceptual understanding of your subject with examples and suitable explanations?

Conceptual explanation of the subject by teachers with suitable examples	% Opinion
Excellent	52.8%
Good	39.3%
Satisfactory	7.1%
Teachers do not give any examples	0.9%



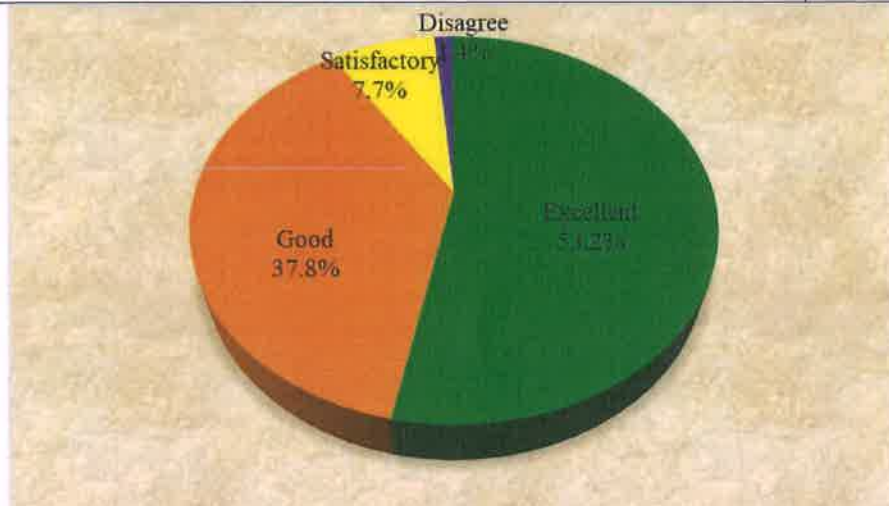
14. What is your opinion about identification of your positive qualities, difficulties and help you in proper direction?

Opinion about understanding student qualities and difficulties	% Opinion
Always	54.8%
Regularly	33.6%
Sometimes	10.3%
Never	1.4%



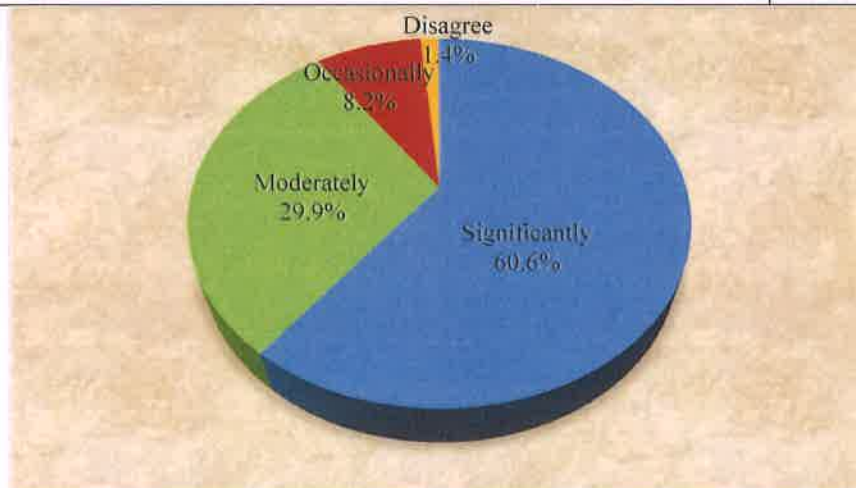
15. How do you rate the efforts made by your college for the quality enhancement in teaching and learning process?

Rating for institutional efforts for the overall quality enhancement of teaching-learning process	% Opinion
Excellent	53.2%
Good	37.8%
Satisfactory	7.7%
Disagree	1.4%



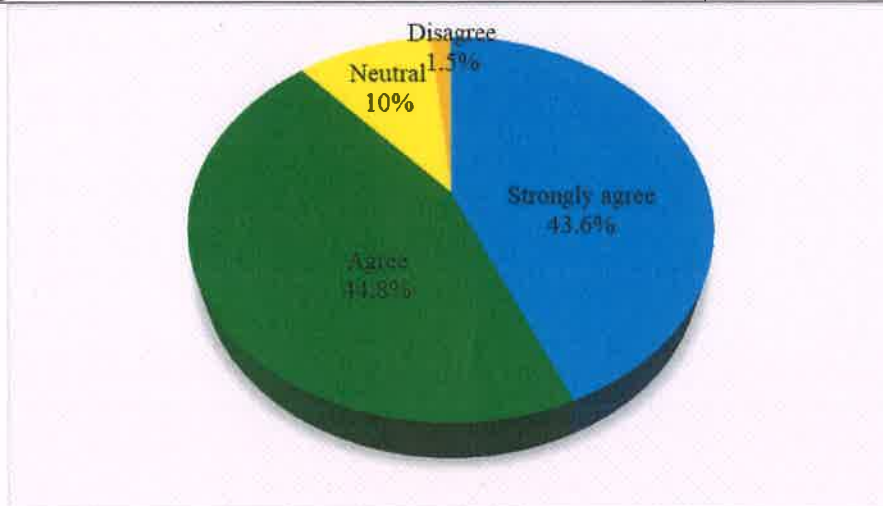
16. How do you rate the use of student friendly teaching methods used by your teachers such as project works, seminars, quizzes, motivation to competitive exams?

Rating for the use of student friendly teaching methods adopted by the college teachers	% Opinion
Significantly	60.6%
Moderately	29.9%
Occasionally	8.2%
Disagree	1.4%



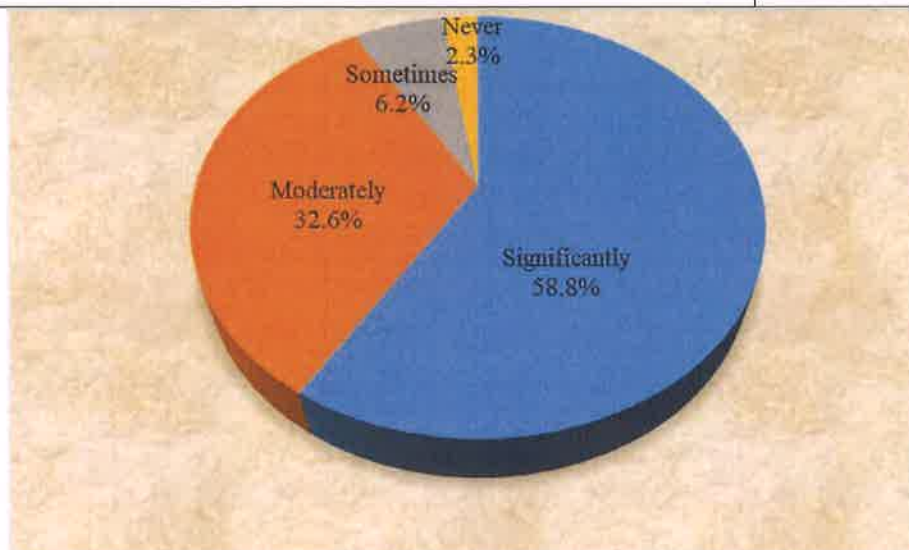
17. The encouragement by teachers for your participation in various activities provided other than your regular teaching?

Rating for encouragement by teachers	% Opinion
Strongly agree	43.6%
Agree	44.8%
Neutral	10%
Disagree	1.5%



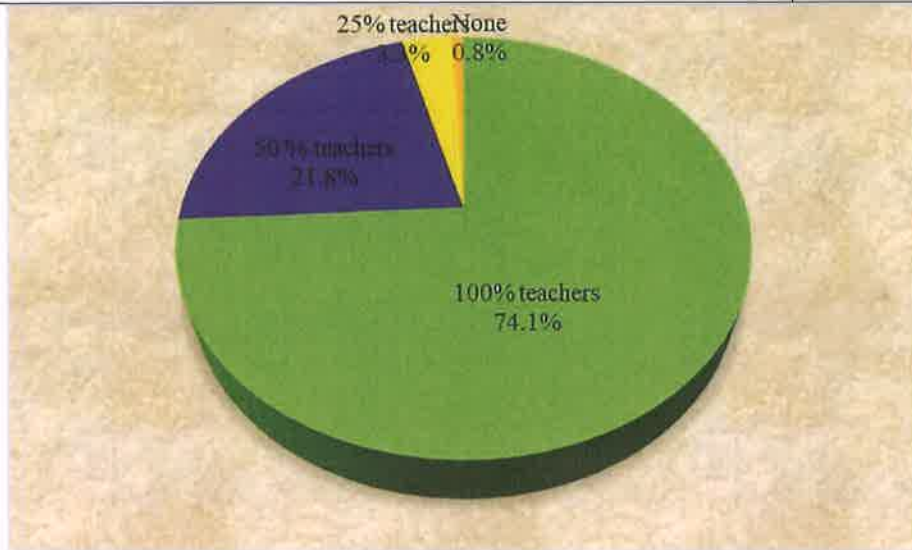
18. How your teachers and institute help you for improvement of your qualities, and employability to make you ready for the outer world?

Opinion about improvement of student qualities and assistance for employability by the institute	% Opinion
Significantly	58.8%
Moderately	32.6%
Sometimes	6.2%
Never	2.3%



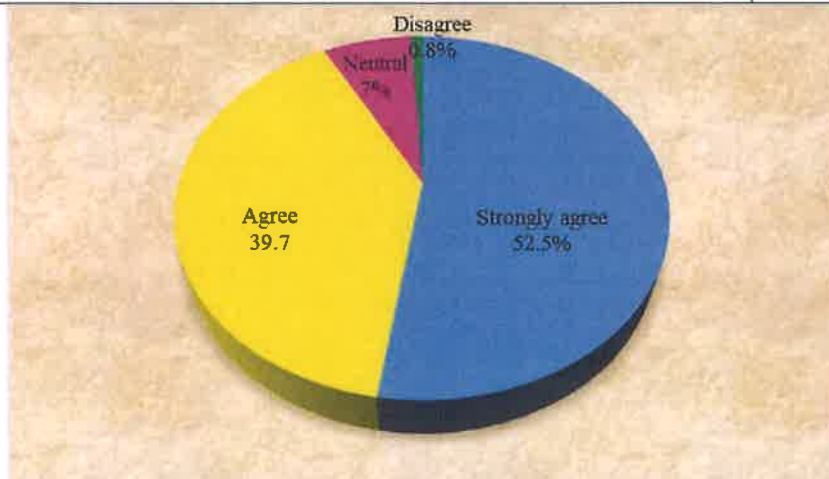
19. How much percentage of your teachers use ICT resources for teacher and learning process (Google classroom, zoom meets, power point presentations, audio visual lectures, sharing you study materials):

Opinion about the percentage of teachers using ICT resources	% Opinion
100% teachers	74.1%
50 % teachers	21.8%
25% teachers	3.3%
None	0.8%



20. How do you agree with the overall efforts made by your college / institute for a good quality teaching- learning process?

Opinion about the institutional efforts for imparting a good quality teaching learning process	% Opinion
Strongly agree	52.5%
Agree	39.7%
Neutral	7%
Disagree	0.8%



Positive comments received from the students:

- All teachers teach us very excellently.
- Teachers teach us in a good manner in lockdown also.

Suggestions received from the students


- Offline practicals are better to understand than online.
- Provide for hands-on activities (active learning) over straight lecturing.
- Need more group discussion groups and group work.
- Use online study material in classrooms.
- More internal test should be taken.
- Increasing the number of books in library.
- More use of ICT in teaching.
- Need some competition and programs for mood fresh and some other activities and sports outdoor activities.


Action taken

1. The Internal Quality Assurance Cell prepared institutional e-content consisting of videos and power point presentations.
2. College decided to strengthen ICT infrastructure for teaching-learning.
3. College to turn ICT enabled classrooms into smart class rooms.
4. Teachers were informed to increase the number of internal tests.
5. Teachers were informed to establish new club and run the club activities effectively to increase the number of student participants.




Criterion incharge


IQAC coordinator
Co-ordinator,
IQAC, Deogiri College,
Aurangabad.


Principal
PRINCIPAL
Deogiri College
Aurangabad.

NOTICE


Date: 23.09.2021

IQAC of Deogiri College, Aurangabad conducted a survey on Student Satisfaction for the year 2020-2021. The analysis of the responses received from the students was carried out.

All teaching faculty members are informed to go through the analysis attached herewith for your information. You are also informed to act as per following suggestions:

1. New student clubs [other than the previous ones] should be established to increase the number of student activities.
2. You are informed to increase the number of internal tests. At least two internal tests to be conducted per chapter in the incoming semester.
3. Considering the difficulty in understanding practicals, all heads of science faculty are hereby informed to start basics of practicals in separate google classrooms in parallel with the SWYAM and MOOC.
4. Strengthen student mentoring system at your department.
5. Provide more e-resources like books in pdf format, PPTs, videos, etc.
6. Maintain rapport with students especially with the outgoing students.




PRINCIPAL
PRINCIPAL
Deogiri College
Aurangabad.

Notice


Date: 20th August 2021

All the senior college staff members are hereby informed to go thoroughly through the feedback analysis of Evaluation Process for the Academic Year 2020-21 and act accordingly for the next academic year.

Notable points from the feedback analysis:

1. Around 90% of the students were satisfied with their performance in internal tests conducted by the college.
2. Students demanded classical as well as ICT enabled teaching.
3. Students need regular feedback on evaluation process.
4. Students demanded more tests, seminars and presentations for their academic improvement.
5. Students demanded online recorded lectures.
6. Students demanded for Pdf documents of study materials.
7. Weekly test should be conducted for better results.
8. Online tests conducted by the teachers using Google forms were highly useful for the students. So you are requested to increase the frequency of internal tests for the academic year 2021-2022.




Principal
PRINCIPAL
Deogiri College
Aurangabad.















Notice

Date: 23.09.2021

All the HoDs are hereby informed to propose a name a staff member from your department who will work to enroll maximum number of students of your department to register for the various online courses of NPTEL, SWAYAM , IBM etc for the academic year 2021-22.




Principal
PRINCIPAL
Deogiri College
Aurangabad.

Sr. No.	Department	Name of coordinator for student enrollment for online courses of SWAYAM, NPTEL, IMB etc	Signature of Head of the Department
1	Mamathi	Dr. Veena Dnyaneshwar	
2.	Publications	Dr. Argade A. R.	
3.	Political science	R. M. Sarnaik	
4.	English	Dr. Vishnu Patil	
5.	Geology	Mr. Isshad Kureshi	
6	Maths	Ms. Priyanka Dasak	
7.	computer science Electronics	Mr. Shriram Kathar	
8.	Botany	Dr. B. P. Pandit.	
9	Physics	Dr. R. R. Mistry	
10	Chemistry	Dr. D. N. Pansare	
11	Socio	Prof. Bakhwad	
12)	History	Mr. R. S. Sewe	
13)	Biotech	Mr. Padmakar Jadhav	
14)	Phys. Edu. & Sports	Mr. S. M. Shirsothy	

15)	music	mm. Bakul Patil	halpa
16)	Hindi	Dr. S.S. Jadhav	199
17)	Zoology	Dr. M. N. Nagaranshi	AB
18	Dram	Dr. H. B. Borse	Dr. Borse (HII)